

Features

- Industry standard SMT package
- Output voltage programmable from 0.75 Vdc to 5.5 Vdc via external resistor
- 6 A output current
- Up to 92 % efficiency
- Small size, low profile
- Cost-efficient
- Low output ripple and noise
- High reliability
- Remote on/off
- Output overcurrent protection (non-latching)
- Sequencing function

MXT6A-12SA SMT Non-Isolated Power Module

Description

Bourns® MXT6A-12SA is a non-isolated DC-DC converter offering designers a cost and space-efficient solution with standard features such as sequencing, remote on/off, precisely regulated programmable output voltage and overcurrent protection.

Specifications

Parameter	Min.	Nom.	Max.	Units	Notes
INPUT					
Voltage	8.3	12	14	V _{dc}	
Current			4.5	A _{dc}	
Remote ON/OFF:	<u>Standard</u>	<u>-P Option</u>			
Low or Open =	On	Off	0.4	V _{dc}	10 µA max.
High =	Off	On	V _{in}	V _{dc}	1 mA max.
OUTPUT					
Voltage Adjustment Range	0.75		5.5	V _{dc}	
Current	0.0		6.0	A _{dc}	
Voltage Setpoint Accuracy	-2.0		2.0	% V _{o,set}	
Line Regulation		0.3		% V _{o,set}	
Load Regulation		0.4		% V _{o,set}	
Temperature Regulation		0.4		% V _{o,set}	0 to +85 °C
Ripple (pk-pk) (20 MHz Bandwidth)		50	75	mVpk-pk	1 µF ceramic//10 µF tantalum capacitors
Ripple (rms)		15	30	mVrms	1 µF ceramic//10 µF tantalum capacitors
Dynamic Load Response:					
50 % to 100 % Load or 100 % to 50 % Load; (Δi/Δt = 2.5 A/µs; 25 °C)		200 25		mV µs	1 µF ceramic//10 µF tantalum capacitors
50 % to 100 % Load or 100 % to 50 % Load; (Δi/Δt = 2.5 A/µs; 25 °C)		50 50		mV µs	2 x 150 µF polymer capacitors
GENERAL					
MTBF		10,000		kHrs	
Operating Temperature	-40		+85	°C	
Storage Temperature	-55		+125	°C	
Switching Frequency		300		kHz	
Efficiency		81.0		%	V _{o,set} = 1.2 V _{dc}
(V _{in} = 12 Vdc, T _A = 25 °C, Full Load)		84.0		%	V _{o,set} = 1.5 V _{dc}
		86.0		%	V _{o,set} = 1.8 V _{dc}
		88.0		%	V _{o,set} = 2.5 V _{dc}
		90.0		%	V _{o,set} = 3.3 V _{dc}
		92.0		%	V _{o,set} = 5.0 V _{dc}

Applications

- Intermediate Bus architecture
- Distributed power applications
- Workstations and servers
- Telecom equipment
- Enterprise networks including LANs/WANs
- Latest generation ICs (DSP, FPGA, ASIC) and microprocessor powered applications

*RoHS Directive 2002/95/EC Jan 27 2003 including Annex.
Specifications are subject to change without notice.
Customers should verify device performance in their specific applications.

Output Voltage Programming

Via external trim resistor between Trim and GND:

$$R_{trim} = \left[\frac{10.5}{V_o - 0.7525} - 1.0 \right] k\Omega$$

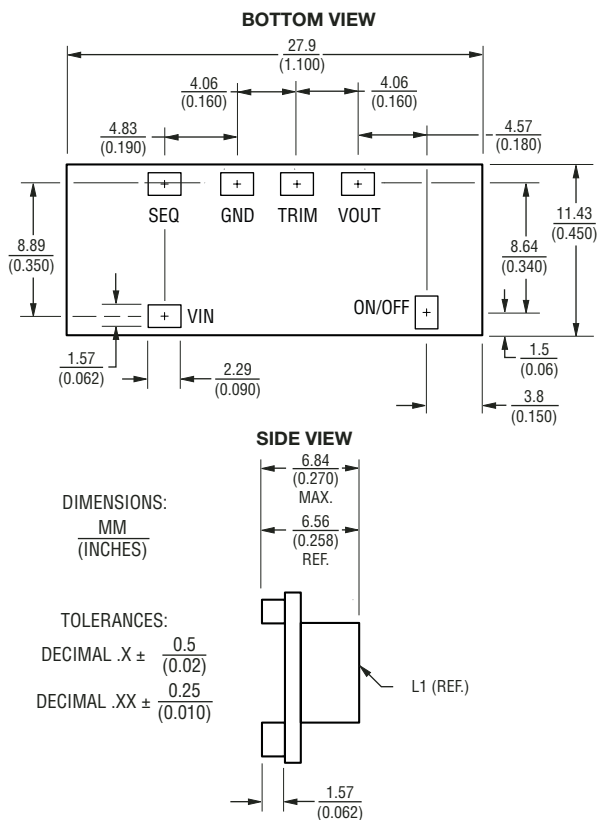
Via application of external voltage between Trim and GND:

$$V_{trim} = (0.7 - 0.0667 \times (V_o - 0.7525))$$

MXT6A-12SA SMT Non-Isolated Power Module

BOURNS®

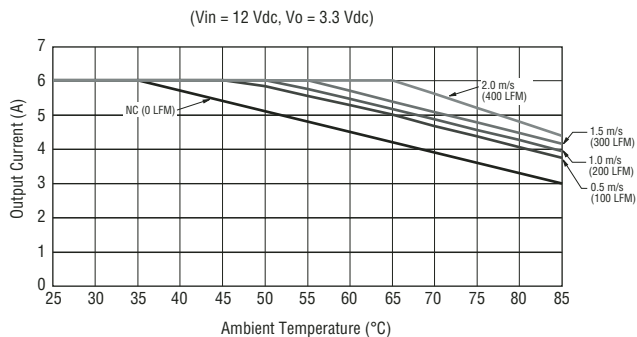
Product Dimensions



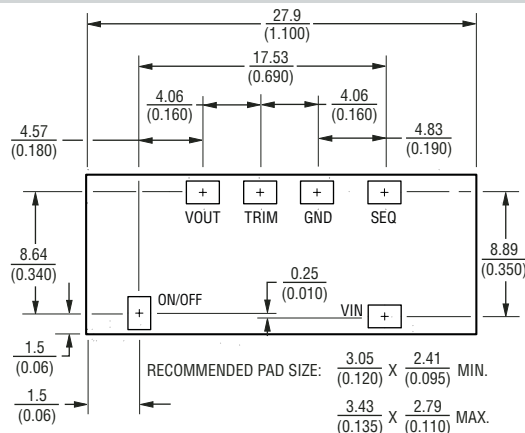
Pinout Detail

PIN	FUNCTION
1	ON/OFF
2	VIN
3	SEQ
4	GND
5	TRIM
6	VOUT

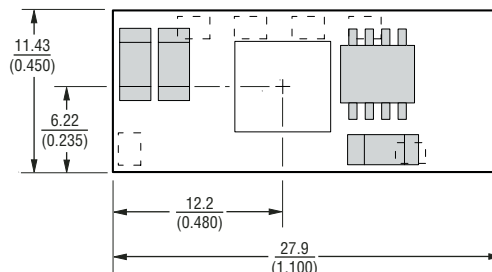
Derating Output Current vs. Local Ambient Temp & Airflow



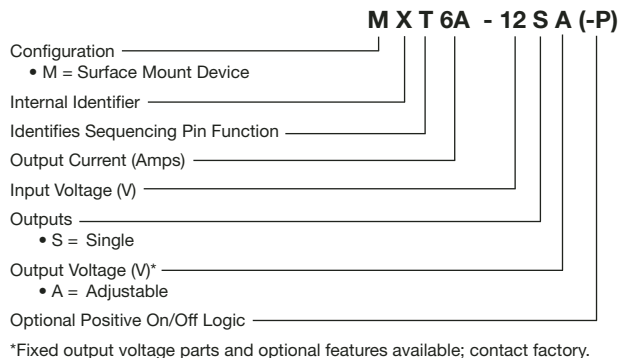
Recommended Pad Layout



Pick and Place Location



How to Order



Reliable Electronic Solutions

Asia-Pacific: Tel: +886-2 2562-4117 • Fax: +886-2 2562-4116

Europe: Tel: +41-41 768 5555 • Fax: +41-41 768 5510

The Americas: Tel: +1-951 781-5500 • Fax: +1-951 781-5700

www.bourns.com

REV. B 08/06

Specifications are subject to change without notice.
Customers should verify device performance in their specific applications.